



OTAGO

POLYTECHNIC

Te Kura Matatini ki Otago

Auckland
International
Campus

In partnership with
Future Skills Academy

OPAIC Student Guide 2019

Welcome to Otago Polytechnic!

Auckland International Campus.

Otago Polytechnic is pleased to welcome students to our International Campus located in the heart of central Auckland. Our Auckland team is made up of top quality teachers and support staff who come from a wide range of cultural backgrounds.

The quality of our programmes and the work-readiness of our graduates is recognised far and wide, making us one of New Zealand's best and most preferred tertiary organisations.

All members of our staff are here to help you. If you are unclear about anything, need advice, or simply want someone who will listen to the challenges you are facing, please talk to us.

With our hands-on learning environment and friendly student support, studying at Otago Polytechnic Auckland International Campus will be one of the best experiences of your life!


Contact Details | Phone: 09 309 0301 (landline) or 0800 111 212 (freephone)

Email | auckland@op.ac.nz

Website | <http://auckland.op.ac.nz/>

Physical address: Level 1, 350 Queen Street, Auckland, New Zealand 1141

Postal address: PO Box 5268, Auckland, New Zealand 1141



Contact information

We are available to assist you with queries, problems and concerns. Please feel free to contact the appropriate person on the numbers below or visit us on campus on Level 1 in the student success office.

Student Support Advisors

The Student Support Advisors offer support and advice to all international students at our Auckland campus.

You can contact us on: studentsuccessaiaic@op.ac.nz
or phone +64 9 309 0301



Ellen Yu
ellen.yu@op.ac.nz



Katy Lockwood
katy.lockwood@op.ac.nz

After hours emergency only

Please keep your emergency numbers card with you at all times. The emergency number is printed on the back of your student ID card.

Code of Practice

For information concerning The Education (Pastoral Care for International Students) Code of Practice 2016, please contact the Student Support Advisors.

You can view this online at:
<http://www.nzqa.govt.nz/assets/Providers-and-partners/Code-of-Practice/2016-Code-pdfs/2016-Code-of-Practice-English.pdf>

Contact us

International +64 9 309 0301
New Zealand 0800 111 212
Email auckland@op.ac.nz
<http://auckland.op.ac.nz/>



Campus facilities



The campus facilities should be respected at all times, please notify reception immediately if you have any concerns.

Smoke-Free Campus | This campus is a 100% smoke-free environment. If you wish to smoke, you may go across the street to Aotea Square or around the corner to Lorne Street. Please do not smoke in front of the building entrance on Queen Street.

Reception | The reception desk is located on Level 1 and will generally be your first point of contact for any questions you may have.

Computer Labs | There are several computer labs available on campus. The computer lab and other facilities are available for students Monday to Friday from 8.30am to 6.00pm.

Wi-Fi


There is also free Wi-Fi available on campus

1. Select the wireless network called OP-Student
2. Enter the wireless security code studentwifi
3. Open your browser and login with your OP username and password

Photocopying & Printing | Printing and photocopying services are located on Levels 1, 7 & 8 there is also a small printer located in the computer lab on Level 2. Login to access your printing account, and top up your account in the Registry office on Level 7 if you run out of credit.

Library & Academic Resource Centre | All students have free access to Otago Polytechnic's online library services, and there is also an Academic Resource Centre located on Level 8. The Academic Resource Centre is open Monday – Friday from 10:00am – 4:30pm. There will be a Peer Tutor on hand to help you with your research and assignments as well as a Learning Support Advisor.

Kitchens | There are three kitchens available for student use. Please keep the kitchens tidy by cleaning up after yourself and put your rubbish into the appropriate bin.





Useful information

Central City Library

Auckland's Central City Library is located directly behind our campus at 44-46 Lorne Street. They are open Monday – Friday from 9:00am – 8:00pm, and Saturday and Sunday from 10:00am – 4:00pm. The Citizens Advice Bureau is also located on the first floor of the library and provides free support, information, and guidance to all individuals. They also offer free Justice of the Peace services Monday – Friday, 12pm – 2pm.

Nearby Doctors

Auckland City Doctors
415 Queen Street
Phone: (09) 280 3555
Email: reception@akcitydoc.co.nz

Queen Street Doctors
87 Queen Street
Phone: (09) 373 4055
Email: reception@queenstreetdoctors.co.nz

Food & Entertainment

Our campus is located in the heart of Auckland's Central Business District (CBD). There is so much to see and do right at our doorstep! You can go bowling at Metrolanes, watch a movie at Event Cinemas, or catch a performance at the Civic right across the street from campus.

You can also relax in Aotea Square or Albert Park, enjoy some great shopping along Queen Street, grab a bite to eat at any one of the numerous cafes and restaurants nearby, have a fun night out with friends at the Viaduct, or catch a ferry to one of Auckland's beautiful nearby islands.

We encourage you to explore all that Auckland has to offer!



Banks

ASB, 300 Queen Street
ANZ, 268 Queen Street
BNZ, 262 Queen Street
Westpac, 229 Queen Street

Phone Providers

Spark, 155 Queen Street
Vodafone, 128 Queen Street
2 Degrees, 34 Queen Street
Skinny, www.skinny.co.nz

Post Shop



Located at 24 Wellesley Street W and open
Monday – Friday from 9:00am – 5:30pm.

Student ID Cards

All new students will be given an ID card that identifies you as an Otago Polytechnic student, and must be carried with you whenever you are on campus. Student ID cards are required to use campus facilities and to sit examinations.

They may also be used to receive student discounts on public transport, movie theatres, and other activities. If your ID card is lost or stolen, you may apply for a replacement at reception for \$15.

Student Hub

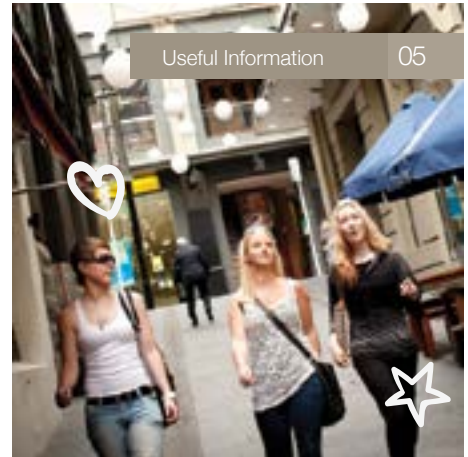
You can access the Otago Polytechnic Student Hub at www.op.ac.nz/hub. Here you will have access to your personal details, student email, timetable, course documents, as well as helpful resources to help you succeed in your studies and plan for the future. It is very important that you keep your local contact details up to date on the Student Hub!

Email

All official information from Otago Polytechnic will be sent to your student email account, so please ensure that you check it regularly or set up email forwarding to your personal email account. You can login to your student email at mail.student.op.ac.nz.

City Fitness

You can join City Fitness for only \$6.99 per week. They are located on 203 Queen Street, Auckland.



Moodle

You can access Moodle at moodle.op.ac.nz. This important resource will allow you to access course documents, such as course outlines and required readings, and also to submit assignments and communicate with classmates and lecturers.

APA Referencing & Plagiarism

Whenever you use ideas written by someone else in your assessments, you must acknowledge the source of the material using the American Psychological Association (APA) format. If you do not acknowledge the material correctly, whether intentionally or not, you will be guilty of plagiarism and will incur deductions on your assessment. Additionally, you can ask for help with APA referencing from your lecturer, student advisors, peer tutors, or use these helpful online guides:

www.studentservices.op.ac.nz
www.cite.auckland.ac.nz
owl.massey.ac.nz

“We strive for excellence”

An Yu - Master of Professional Practice

Visas & insurance

Student Visas

International students must have a current student visa in order to study in New Zealand. It is your responsibility to keep your student visa current with regard to expiry dates and enrolment information.

Please visit the Immigration New Zealand (INZ) website at www.immigration.govt.nz for more detailed information, or visit our Registry Team.

Medical and Travel Insurance


All international students visiting New Zealand are required to have appropriate and up-to-date medical and travel insurance coverage as a condition of their student visa. This can be purchased through Otago Polytechnic or from an approved insurance company.


Otago Polytechnic recommends Southern Cross Travel Insurance, which covers two different plans for international students providing cover for medical expenses, emergency travel expenses, and personal belongings.

Please visit www.scti.co.nz/international-student for more detailed information. If you need to buy an insurance plan, renew your insurance plan, or file an insurance claim, please visit room 709.

Accident Insurance

The Accident Compensation Corporation (ACC) provides accident insurance for all New Zealand citizens, residents, and temporary visitors. If you are injured in an accident, please file a claim with ACC before you file a claim with your medical and travel insurance. You can find out more information about ACC on their website at www.acc.co.nz.





Harassment & personal safety

Harassment

In New Zealand, all students have the right to study in peace and safety. Harassment may be sexual, racial, physical, or emotional. It can be in the form of inappropriate comments, gestures, or physical actions which occur repeatedly and are considered offensive by the receiver. It is a form of bullying and Otago Polytechnic does not tolerate this.

Students and staff are strongly encouraged to report any instances of harassment to someone on the student success team. You can either speak to someone in the student success office directly, or send an email to studentsuccessaic@op.ac.nz.

If you are being harassed, or if you know of someone else being harassed, please get in touch with us as soon as possible.

Personal Safety

Auckland is a relatively safe city and it is unlikely that you will encounter any serious crime. However, it always pays to take appropriate precautions:

- Don't carry your passport with you unless necessary. If you require an ID with proof of age, you can apply for an 18+ card at any New Zealand Post Shop, or online at www.hanz18plus.org.nz. You can also apply for a New Zealand driver's license.
- Avoid carrying large amounts of cash with you, use your debit card instead.
- If you use online banking, never share your PIN and always log out when you finish.
- Don't leave your belongings unattended in public areas, or when on campus.
- Try to avoid parks, empty roads, and alleyways after dark. If possible, always travel with a friend at night and stick to well-lit main roads.
- Avoid using illegal drugs or becoming very intoxicated. This is not only a risk to your health, but also your safety.
- Please look out for one another!
- If you do encounter any problems, don't be afraid to ask for help or call the police. Phone: (09) 302 6400, or 111 in an emergency.

Employment

Inland Revenue Department (IRD)

All students require an IRD number from the New Zealand Inland Revenue Department in order to work during their studies.

Follow these steps to apply for an IRD number:

1. Visit www.ird.govt.nz
2. Search 'IR742'
3. Click on "IRD number application - non-resident/offshore individual IR742", then click "download"
4. Complete the form, then post with supporting documents to:
Inland Revenue
PO Box 39010
Wellington Mail Centre 5045
5. You should receive your IRD number within 8-10 working days
6. If you have any issues, call 0800 227 774

Part-Time Work

A student visa will typically allow you to work 20 hours per week while your course is in session, and 40 hours per week during all scheduled study breaks. Check the conditions of your student visa before accepting a job in New Zealand. You're likely to have the best luck finding work by bringing copies of your CV around to local businesses.

You could also come and visit our Work Ready Centre on Level 1 room 110 for any job search assistance.


Otherwise, you can apply online using the following employment websites:

www.sjs.co.nz

www.seek.co.nz

www.trademe.co.nz/jobs

nz.indeed.com





Living in Auckland



Accommodation

Finding the right place to live while you are studying is important. Our Student Success team is here to help you find the accommodation you need. Please stop by our office, or email studentsuccessaiaic@op.ac.nz if you would like some assistance with your housing search. There are several different types of student accommodation in New Zealand.

You will need to think about which option will suit you and your budget best.

Homestay

Many international students choose to live in a 'homestay' for their first year in New Zealand. This is where you get the unique experience of living with a New Zealand family in their home. You will typically be provided with a furnished room and two cooked meals per day. Otago Polytechnic monitors and assesses homestay accommodation and can make arrangements for you.

This is typically a more expensive option, but provides all the comforts of home with no utility bills or grocery shopping to worry about. The cost for a homestay is approximately \$250 per week for a shared room, and \$300 per week for a private room.

Flatting

International students can also choose to live in an apartment or house with other people. A very popular website for finding a room in an existing flat is called TradeMe. You can access it at www.trademe.co.nz/flatmates-wanted.

You can also search for property rentals at www.trademe.co.nz/property or impression.co.nz and arrange to find your own flatmates. The OPAIC Student Community Facebook group is also a great place to connect with fellow students and see if anyone has a room available or is also looking for housing. You can access it at www.facebook.com/groups/opaic.sc. The cost of flatting is approximately \$100 - \$150 per week for a shared room, and \$150 - \$200 for a private room.

Things to Do in Auckland

There are people of many cultures and nationalities living in this city, and it has plenty to offer with great shopping, world class events, and excellent museums, theatres, and art galleries.

Check out these websites to find out what's going on in Auckland:

www.heartofthecity.co.nz

www.localist.co.nz

www.viewauckland.co.nz

www.eventfinda.co.nz



Day Trips

Visit Okahu Bay or Mission Bay along Tamaki Drive in East Auckland for a fun and relaxing day in the sun. These beaches are usually safe for swimming and are easily accessible by bus. You can find numerous waterfront cafes and restaurants at Mission Bay, or fun waterfront activities like kayaking at Okahu Bay.

Take a ferry from the Ferry Building at the bottom of Queen Street to one of Auckland's nearby destinations. You can visit the beautiful beaches, award-winning vineyards and olive groves, and bohemian cafes, shops, and art galleries of Waiheke Island. Rangitoto Island offers the opportunity to hike up a 600 year old volcano surrounded by native bush and unique geological formations.

Other destinations accessible by ferry include the island bird sanctuary of Tiritiri Matangi, the charming suburb of Devonport on the North Shore, the picturesque and world-renowned beaches of the Coromandel Peninsula, or simply cruise Auckland's beautiful Waitemata Harbour for some excellent city views.

Find more information on ferry timetables, rates, and tours at www.fullers.co.nz.





Travelling

New Zealand has some of the most unique and beautiful scenery in the world, take the opportunity to get out of Auckland and explore!

The Kiwi Experience is a great bus tour company that offers exciting tours all over the country with other young travellers. You can find more information at www.kiwiexperience.com.

If you're more of a do-it-yourself kind of traveller, you can get around with a rental car or camper from Jucy Car Rentals, or take the InterCity Bus.

Find out more information at www.jucy.co.nz and www.intercity.co.nz. If you're keen to do some tramping, check out one of New Zealand's Great Walks on the Department of Conservation website, www.doc.govt.nz.

Shopping

The major grocery store chains throughout Auckland are called Countdown, New World, and Pak'n'Save. The closest grocery store to campus is Countdown Auckland Metro, located on the corner of Queen Street and Victoria Street W. There are also many produce and specialty food shops located throughout the city, a quick Google search will help you find what you're looking for.

If you need to buy bedding or other household items, you can head to Briscoes, Farmers, K-Mart, or the Warehouse. If you're looking for a shopping mall, there's St. Lukes, Lynn Mall, Sylvia Park, or Dressmart. TradeMe is also a really great place to buy second hand items if you're after a good bargain, visit www.trademe.co.nz.

Calling your home country

A very affordable way to call your home country from a local phone is the Kia Ora Card. You can purchase this phone card at most convenience stores and petrol stations for \$10, \$20, or \$30. You'll probably also want to get a mobile

phone while you're in New Zealand.

The primary mobile phone providers in New Zealand are Spark, Vodafone, 2 Degrees, and Skinny. A SIM card is approximately \$5, and you can usually get a prepaid phone plan for about \$30 per month, including minutes, text, and data.

Auckland Suburbs

Auckland covers a very large geographical area and is generally broken down into five regions – Central Auckland, North Shore, East Auckland, West Auckland, and South Auckland. Within each of these regions are many different suburbs with their own unique characteristics. In Central Auckland, close to the city centre, you'll find the popular suburbs of Parnell, Newmarket, Ponsonby, Mt. Eden, Grey Lynn, and Kingsland, among many others. Each of these suburbs offers a number of shops, cafes, restaurants, and bars, and are easily accessible by public transportation.

Public Transportation

Auckland has an extensive public transportation system that connects the city by bus, train, and ferry.

The Auckland Transport website contains information on timetables and fares, and offers a very helpful 'Journey Planner' tool. You can access the website at at.govt.nz, or try downloading the Auckland Transport app on your smart phone. Auckland Transport sells a Hop Card for \$10, which will be essential during your studies in Auckland. <https://at.govt.nz/media/1966910/simpler-fares-zone-map-web-sept-2016.pdf>

You simply scan your card as you get on and off your bus or train, and your fare will be deducted from your account. You can top up your account online, and you receive discounted fares just by using your Hop Card. You will also be eligible for a student discount, which can be programmed onto your Hop Card at any time. Visit the Britomart Transport Centre at the bottom of Queen Street for more information or to purchase a Hop Card or visit <https://at.govt.nz/>

Driving in Auckland

If you have a valid driver's license from another country, you are eligible to drive in New Zealand for up to 12 months.

If you plan on staying in New Zealand longer, you should think about applying for a New Zealand driver's license.

You can find out more information on www.aa.co.nz.

Make sure to make yourself aware of New Zealand traffic laws, and pay careful attention to your speed – there are speed cameras set up all over the city. New Zealand also has strict penalties for driving while intoxicated, and alcohol checkpoints are set up regularly throughout Auckland.

Please take a taxi, bus, or ride with a friend if you are too drunk to drive. If you want to buy a used car, try www.trademe.co.nz/motors.

Expect to pay about \$1,500 - \$3,000 for an older used car in good condition.

You need to make sure you keep your vehicle registration and warrant of fitness up-to-date, you can do this at any VTNZ in Auckland, check out www.vtnz.co.nz for locations.



The Agreement


Rules & Policies

Student Rights and Responsibilities

Your rights and responsibilities as a student at Otago Polytechnic are outlined below. More detailed information regarding rules and policies can be found on the school's website at www.op.ac.nz/students/important-information.

Your Rights

1. To create an environment where you have all the information and tools required to succeed in your study. You should expect to receive clear, accurate, and up-to-date advice about all courses/programmes.
2. To offer you quality learning and teaching experiences from enthusiastic teachers who communicate effectively with you.
3. To keep you informed about what is expected of you as a student.
4. To ensure you have access to information that will assist in your study, including relevant policy and procedures that affect you as a student.
5. To support you in your learning by supplying up-to-date information and course content from staff who are sufficiently current in their respective areas of expertise.
6. To give clear information on how and when assessment will be conducted.
7. To give fair, timely, and constructive information on your academic performance.
8. To allow you to provide feedback about your course/programme and the teaching you receive without fear or anxiety about giving that feedback.
9. To advise you of changes to your course/programme as a consequence of feedback provided by students.
10. To allow you reasonable opportunities to have a say about how the Polytechnic operates.
11. To ensure you are treated with respect by students and staff.
12. To enable you to learn in an environment that is free from bullying, harassment, or discrimination.
13. To facilitate access to clear and appropriate procedures for dealing with grievances.
14. To ensure you have reasonable access to facilities, student support services, and appropriate resources.
15. To allow you the opportunity to become a voluntary member of a students' association.



Overdue payments

If you owe money to Otago Polytechnic, you may be excluded from your course. When you are studying under a student visa, and your enrolment is cancelled, Otago Polytechnic is required to notify the relevant authorities.

Consequently, your visa may be revoked and you may be required to return to your home country

1. You may have your official record of results or transcript of your academic record withheld.
2. Your final certificate, diploma or award may be withheld.
3. You may be prevented from enrolling at the Otago Polytechnic in a subsequent year.

Terms and Conditions of Enrolment

Please ensure you read through the Terms and Conditions of Enrolment, including the relevant policies, available on the Otago Polytechnic website at <https://www.op.ac.nz/assets/Uploads/2018-AKL-INT-Terms-and-Conditions.pdf>.

These terms and conditions relate to fees, cancellation of programme or course, transfers, withdrawals and/or refunds, privacy, unacceptable behaviours, academic progress, complaints and discipline, attendance and engagement, assessments, and completion of your programme. By signing the declaration on your enrolment form, you have accepted these terms and conditions, so it is essential that you become familiar with them.

Code of Practice

Otago Polytechnic has agreed to observe and be bound by the Code of Practice for the Pastoral Care of International Students. The Code of Practice requires all educational providers to have fair and equitable internal grievance

procedures for students, and you must follow these procedures before taking a complaint any further.

If your concerns are not resolved by the internal grievance procedures, you may contact iStudent, the independent dispute resolution scheme established by the New Zealand Government on 1 July 2016. They can be reached by phone at 0800 00 66 75, or website <http://www.istudent.org.nz/>

Copies of the code are available on the New Zealand Qualifications Authority website at www.nzqa.govt.nz.


Let's Speak English

One of the highlights of any study abroad experience is the opportunity to immerse yourself in the culture of a new country.

At OPAIC, you are fortunate to have the chance to interact with staff and students from a vast array of countries and cultures. You can miss out, however, if you primarily speak your own language on campus and associate with others from your own part of the world.

That's why we've introduced an initiative, called Let's Speak English, which aims to get you speaking English whenever possible on campus. The initiative includes competitions, events and communication about the benefits of speaking English.

Ensuring you become proficient in English could help you land a job in an English speaking country and help us achieve our vision of developing New Zealand's most employable graduates.



Student Expectations



Attendance

Attend 100% of your classes, and show up on time.

Present a medical certificate to the Student Success Office if you are sick.

Assessment

Complete assessment items on time and take responsibility for any missed class time and failed assessments.

Raise any queries about what is expected of you with your lecturer at the first opportunity.

English Language Ability

Demonstrate the level of English language ability associated with the admission requirements for your programme.

Talk to your lecturer, if you have trouble understanding them. If you feel you are having difficulty understanding what is covered in class, see the Learning Support Team on Level 8.

Engagement and Attitude

Actively participate in class, pay attention and respect your teachers and classmates.

Regularly use Moodle and check your OP email. If you feel un-motivated, please see the Student Success team on Level 1.

Workload and Self-Study

Work the required hours outside the classroom. You will be told how many hours you are expected to work for each course. This ranges from 1.34 hours outside class for each hour of class time for Level 5, to 3.7 hours for Level 8 and 9 courses (postgrad).

Academic Integrity

Produce your own work and don't copy from other sources for individual assessments.

Reference properly - using APA referencing. Please talk to your lecturers, or the Learning Support Team if you are unsure of the expectations in this area.


Group Work

Contribute to group projects. This means communicating professionally with group members, and producing a genuine joint effort on group projects. Talk to your lecturer if you have any issues with group work.

Meeting these expectations is the key to developing your employability and succeeding as a student.

Notes:

Blank lined area for notes.





International **+64 9 309 0301**
New Zealand **0800 111 212**
Email **auckland@op.ac.nz**
Visit us at **www.auckland.op.ac.nz**

